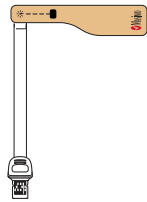
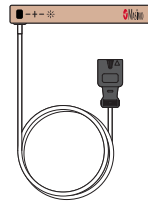
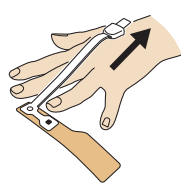
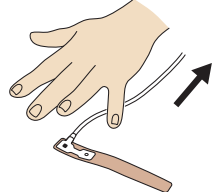
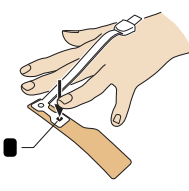
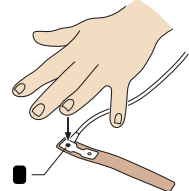
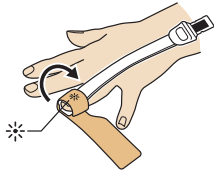
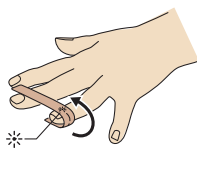
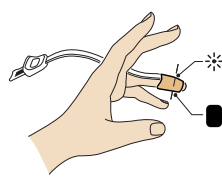
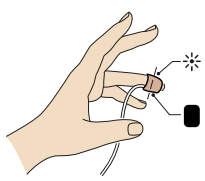
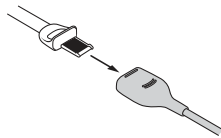
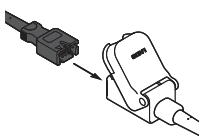


Comparison of RD SET[®] and LNCS[®] on Adults

Sensor Style: Wrap-around
Patient Population: Adult
Application Site: Digit

	RD SET [®] Neo	LNCS [®] Neo
T ake sensor first		
A im towards heart		
B lock the box		
S tar to the sky		
U nite the light		
P lug it in last		

Note: If the digit is too small for proper sensor application, select a larger digit.